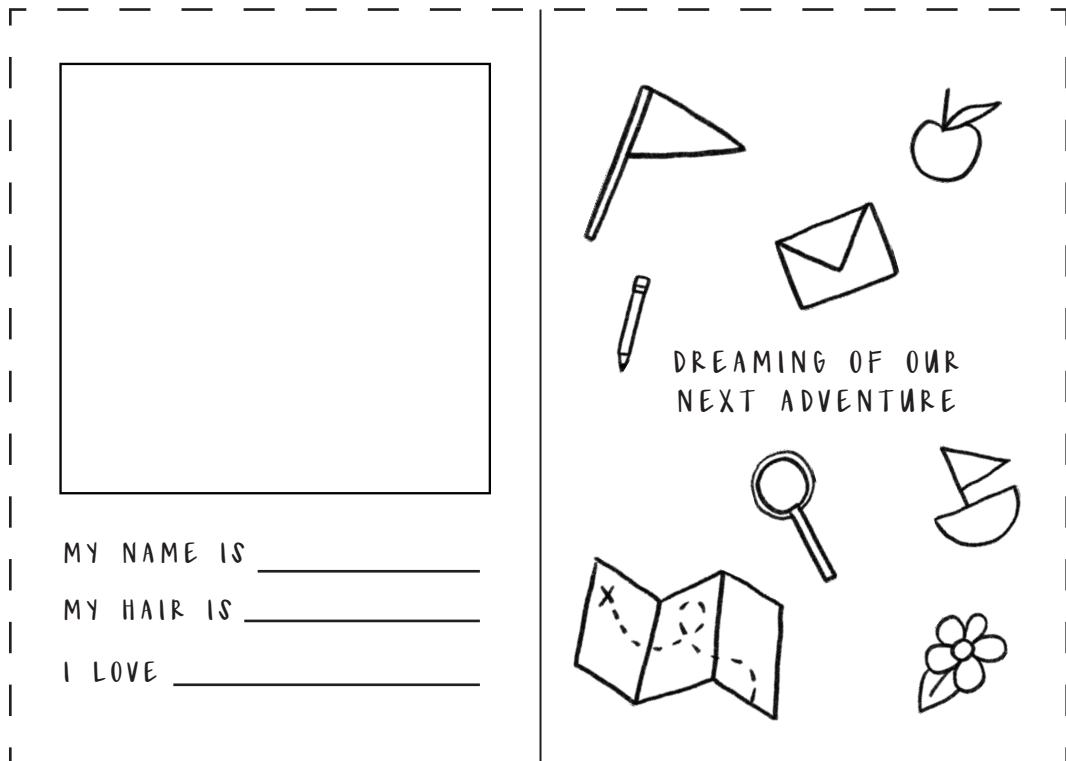



HOW TO ASSEMBLE YOUR  
HOLDIE FOLK ACTIVITY BOOK

1. CUT EACH DOUBLE PAGE OUT ALONG THE LINE
2. FOLD EACH PAGE ALONG THE CENTRE LINE
3. STACK THE PAGES AND EITHER STAPLE OR SEW TOGETHER

ACTIVITY BOOK COVER!




2


9



DRAW A PICTURE OF  
MY HOME




WHAT SHALL WE BRING?




DRAW A PICTURE



DRAW A PICTURE OF MY  
FAVOURITE THINGS TO DO



WHAT SHALL WE DO?




DRAW A PICTURE

3

8




LET'S PLAY WITH OUR  
HOLDIE FRIENDS!



COLOUR THE HOLDIE HOUSE!


IT'S TIME TO GO ON AN ADVENTURE!  
WHERE SHALL WE GO?



DRAW A PICTURE



MEET ALL THE HOLDIE FOLK



COLOUR THEM IN!

